



# Robotics Programming Laboratory

Bertrand Meyer  
Jiwon Shin

Lecture 1:

Introduction to robotics

Introduction to software engineering



After completing this laboratory course, you will understand:

- Basic software engineering principles and methods
- Most common architectures in robotics
- Coordination and synchronization methods
- How software engineering applies to robotics

and have gained experience in programming a small robotics system



## Lecturers

- Prof. Dr. Bertrand Meyer
- Dr. Jiwon Shin

## Assistants

- Andrey Rusakov
- Ganesh Ramanathan

## Course page

- [http://se.inf.ethz.ch/courses/2015b\\_fall/rpl](http://se.inf.ethz.ch/courses/2015b_fall/rpl)

## Forum

- <https://piazza.com/class/idbqs3jsxfn6zn>



## Schedule

- Monday, 16:15 – 18:00, WEH D 4
- Thursday, 15:15 – 17:00, WEH D 4

This is a hands-on laboratory class. You will develop software for your own robot. Lectures and exercise sessions will be much more interactive than in traditional courses.

Your fellow classmates are your best resources. We encourage you to talk to each other and help each other. For online communication, use the forum to post your questions and answer questions other have.



## Laboratory space

- WEH D 4 is open exclusively to you.
- In a week, you can pick up keys to the building and to the room.
- Please **lock the room** when you leave and **close the main door** when you enter and leave.
- Please **keep the space tidy!**

## Hardware

- Starting next Monday, you can get a robot, a sensor, and some cables to be used for the class.
- We ask you to deposit 50 CHF for the hardware. You will get the money back when you return the hardware.
- We expect you to have a laptop. If you do not have one, please contact us.



The grade for this laboratory course is based **entirely on the project**.

Every assignment has an individual component (50%) and a group component (50%). For the group portion, you may work in a group of 2 to 3 people.

You must submit your work at every evaluation point and participate in the final competition to receive a grade for this class. You must pass both individual component and group component to pass this course.

- Assignment 1 (8 Oct/19 Oct): control and obstacle avoidance
- Assignment 2 (3 Nov/9 Nov): path planning
- Assignment 3 (23 Nov/30 Nov): object recognition
- Final competition (7 Dec/17 Dec): search and rescue



In-class Demonstration: 50%

- Precise evaluation criteria will be defined at the beginning of each phase

Software Quality: 50%

- Choice of abstractions and relations
- Correctness of implementation
- Extendibility and reusability
- Comments and documentation, including "README"





## Control and obstacle avoidance

- ROS and Roboscoop, Modern software engineering tools SCOOP, Robot control and obstacle avoidance, Design patterns

## Path planning

- Path planning

## Object recognition

- Robot perception

## Search and rescue

- Localization, Software architecture in robotics





1. Introduction to robotics and software engineering
2. ROS and Roboscoop
3. Control / Modern software engineering tools
4. SCOOP
5. Obstacle avoidance
6. Design patterns
  - Assignment 1: control and obstacle avoidance
7. Path planning
8. Robot perception
  - Assignment 2: path planning
9. Localization
10. Software architecture for robotics
  - Assignment 3: Object recognition
  - Assignment 4: Search and rescue



## Software engineering

- *Object-Oriented Software Construction*, Meyer
- *Design Patterns*, Gamma, Helm, Johnson, Vlissides
- *Pattern-Oriented Software Architecture: Volume 2*, Schmidt, Stal, Rohnert, Buschmann

## Robotics

- *Probabilistic Robotics*, Thrun, Burgard, Fox
- *Introduction to Autonomous Mobile Robots*, by Siegwart, Nourbakhsh, Scaramuzza

## Programming language

- *Touch of Class*, Meyer
- *The C++ Programming Language*, Stroustrup

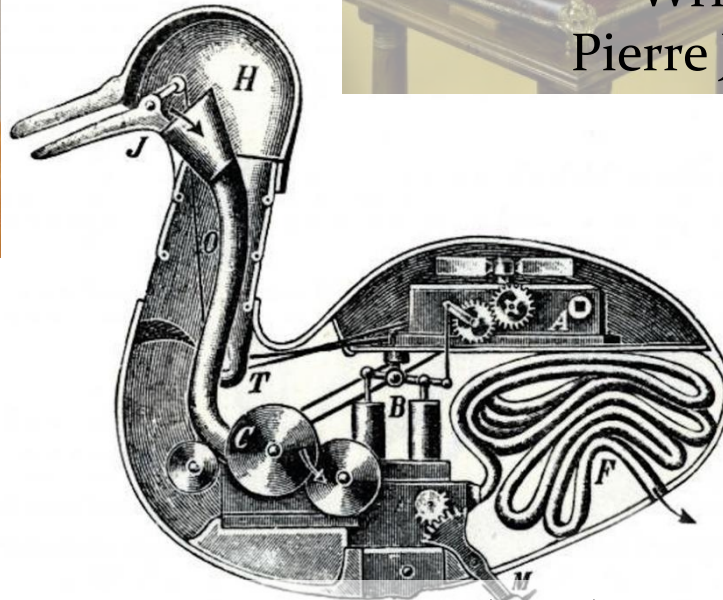

# Robots as automata



Robot knight (1495)  
Leonardo da Vinci



Writer (1774)  
Pierre Jaquet-Droz



Digesting duck (1738)  
Jacques de Vaucanson



# Robots of the 20<sup>th</sup> century



Surveillance robot



Entertainment robot



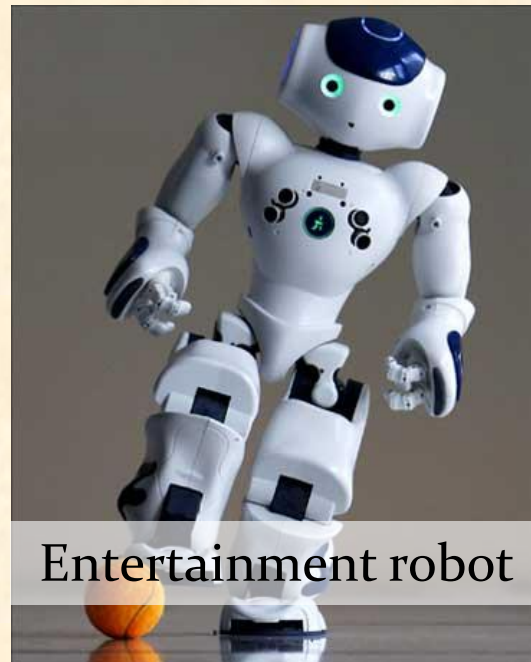
Industrial robot



Exploration robot



# Robots of today





**Robot:** A machine capable of **carrying out a complex series of actions automatically**, especially one programmable by a computer

**Robotics:** The branch of technology that deals with **the design, construction, operation, and application of robots** – Oxford dictionary

## **Components of robotics**

- **Perception:** vision, touch, range, sound
- **Actuation:** manipulation, locomotion
- **Cognition:** navigation, recognition, planning, interaction

# Challenges in robotics: uncertainty!

---



## Solved challenges

- Navigation in static environment – Clausiusstrasse
- Recognition of known objects – face, simple objects
- Manipulation of simple, rigid objects – [beer fetching](#)

## Open challenges


- Navigation in dynamic environment – Bahnhofstrasse
- Scene understanding – a group of people at a party
- Manipulation of complex, deformable objects – [laundry folding](#)
- Learning over time and knowledge transfer



# Robot for the class



# What people did last year



# Introduction to software engineering

---



(and software architecture)



“The application of engineering to software”

Engineering (Wikipedia): “the discipline, art and profession of acquiring and applying technical, scientific, and mathematical knowledge to design and implement materials, structures, machines, devices, systems, and [processes](#) that safely realize a desired objective or invention”

A simpler definition of engineering: the application of scientific principles to the construction of artifacts

## For this course

---



The application of engineering principles and techniques, based on mathematics, to the development and operation of possibly large software systems satisfying defined standards of quality



(Cited in Ghezzi et al.)

“The multi-person construction of multiversion software”

# “Large” software systems

---



What may be large: any or all of

- Source size (lines of code, LoC)
- Binary size
- Number of users
- Number of developers
- Life of the project (decades...)
- Number of changes, of versions

(Remember Parnas’s definition)





Software engineering affects both:

- Software **products**
- The **processes** used to obtain and operate them

**Products** are not limited to code. Other examples include requirements, design, documentation, test plans, test results, bug reports

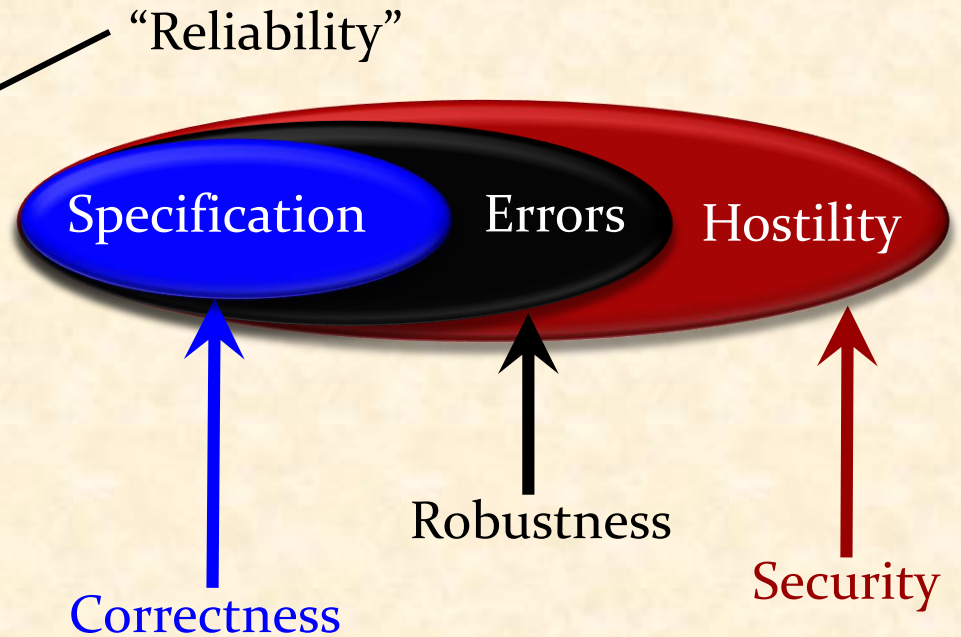
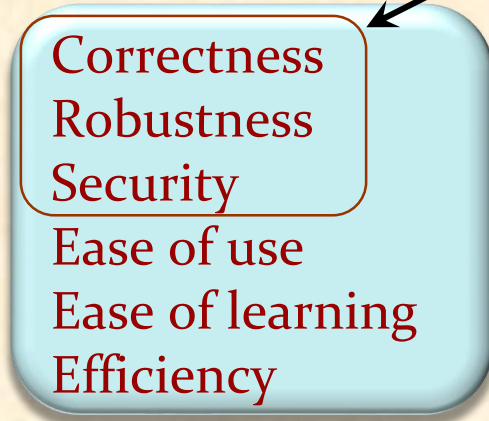
**Processes** exists whether they are formalized or not

# Software quality factors



Product

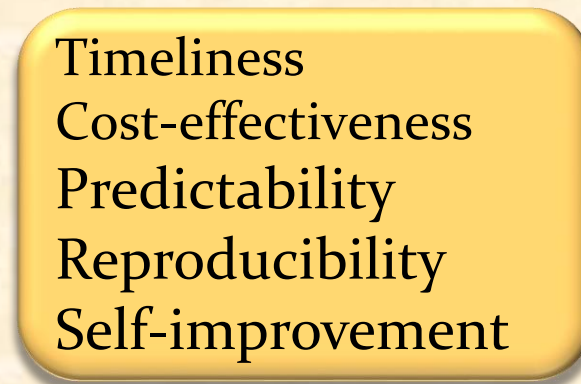
Immediate



Long-term




Process






Three cultures:

➤ Process



➤ Agile



➤ Object

The first two are usually seen as exclusive, but all have major contributions to make.



## Emphasize:

- Plans
- Schedules
- Documents
- Requirements
- Specifications
- Order of tasks
- Commitments

Examples: Rational Unified Process, CMMI, Waterfall...



CMMI is a catalog of approved practices and goals

Basic goal: determine the maturity level of the **process** of an organization

Focused on process, not technology

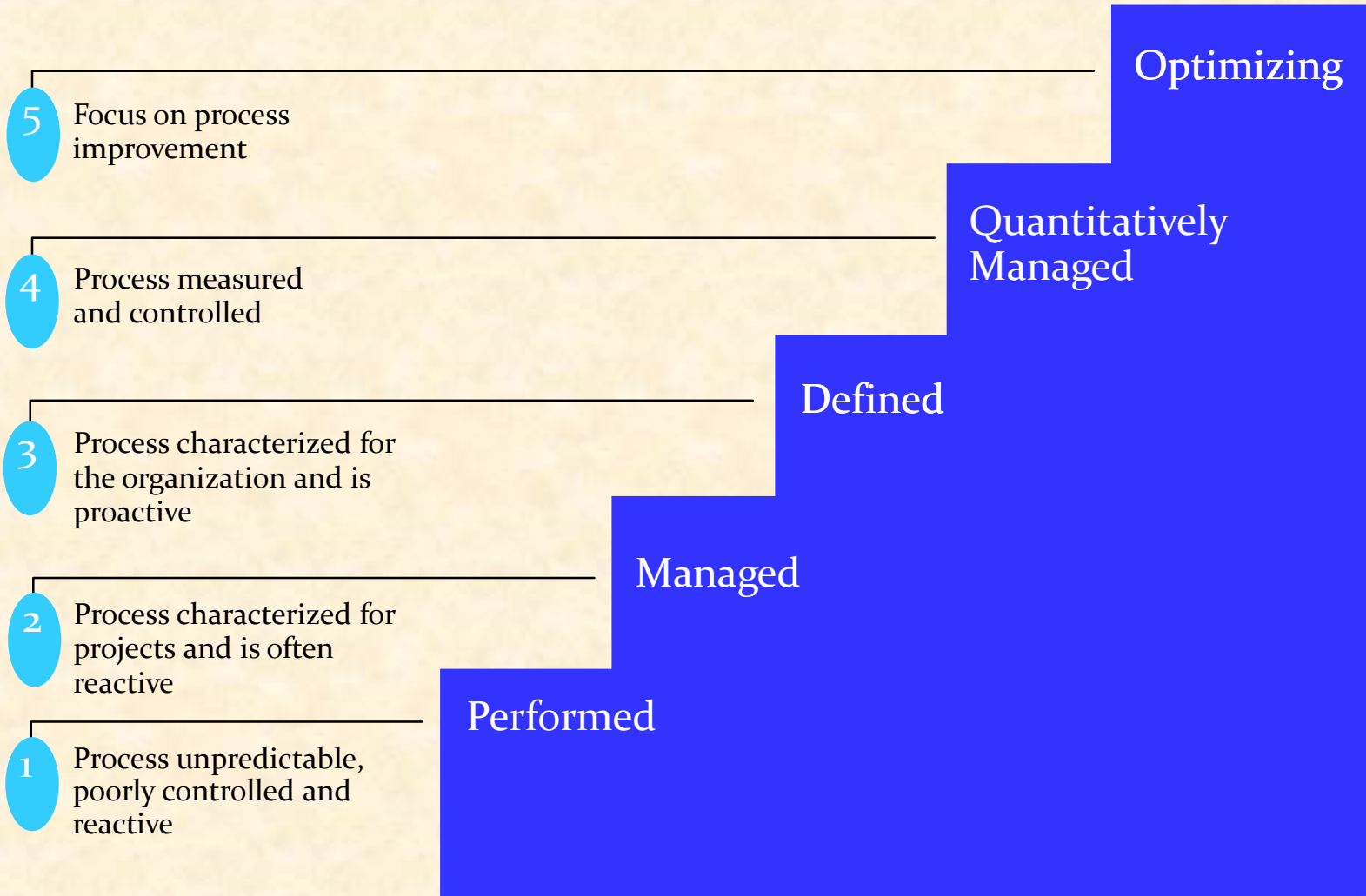
Emphasizes **reproducibility** of results

(Moving away from “heroic” successes to controlled processes)

Emphasizes **measurement**, based on statistical quality control techniques pioneered by W. Edward Deming & others

Relies on **assessment** by external team

# CMMI maturity levels





Examples: Extreme Programming (XP), Scrum

Emphasizes:

- Short iterations
- Emphasis on working code
- Emphasis on testing
- De-emphasis of plans and documents
- De-emphasis of upfront specifications and design
- Communication: customer involvement
- Specific practices, e.g. Pair Programming





## Organizational

- **1** Place the customer at the center
- **2** Develop minimal software:
  - 2.1 Produce minimal functionality
  - 2.2 Produce only the product requested
  - 2.3 Develop only code and tests
- **3** Accept disciplined change
  - 6.1 Do not change requirements during an iteration
- **4** Let the team self-organize
- **5** Maintain a sustainable pace

## Technical

- **6** Produce frequent working iterations
- **7** Treat tests as a key resource:
  - 7.1 Do not start any new development until all tests pass
  - 7.2 Test first
- **8** Express requirements through scenarios

# Six task groups of software engineering

Describe

Requirements, documentation ...

Implement

Design, programming

Assess

V&V\*, esp. testing

Manage

Plans, schedules, communication, reviews...

Operate

Deployment, installation

Notate

Languages for programming etc.



*\*Validation & Verification*



Describe an overall distribution of the software construction into tasks, and the ordering of these tasks

They are models in two ways:

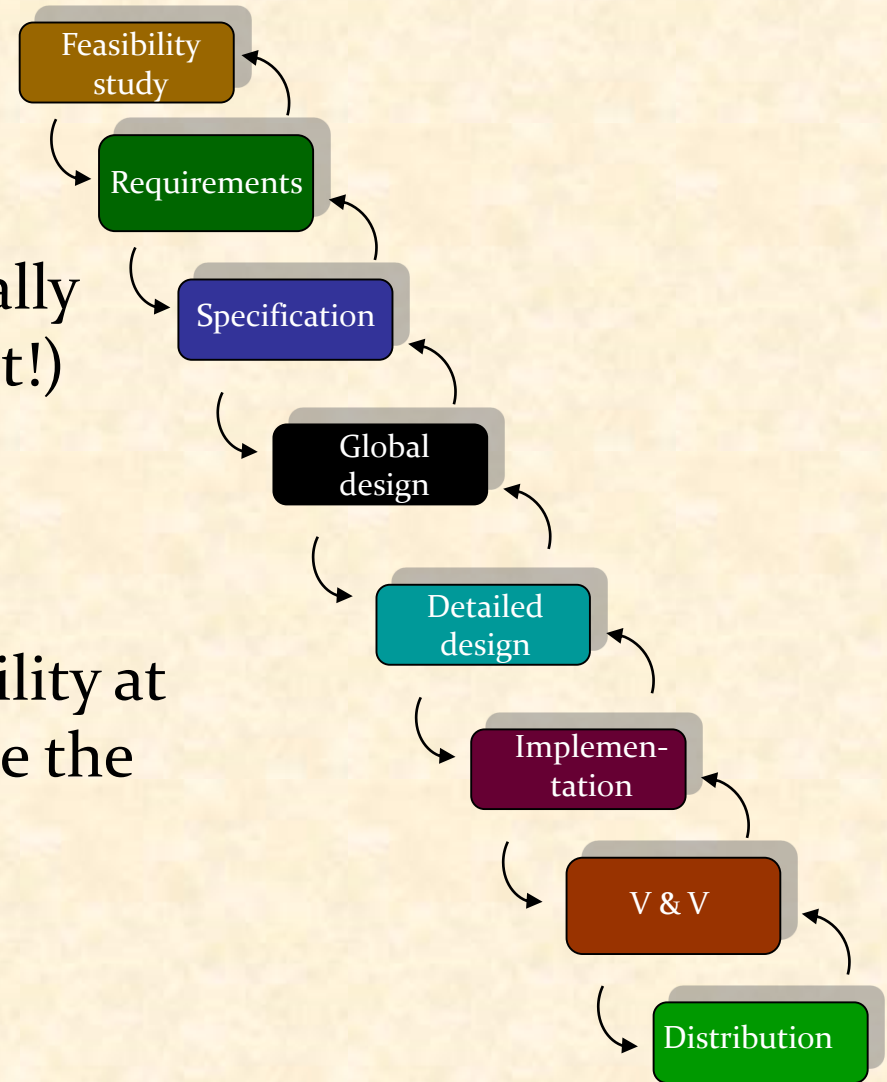
- Provide an abstracted version of reality
- Describe an ideal scheme, not always followed in practice

# Lifecycle: the waterfall model

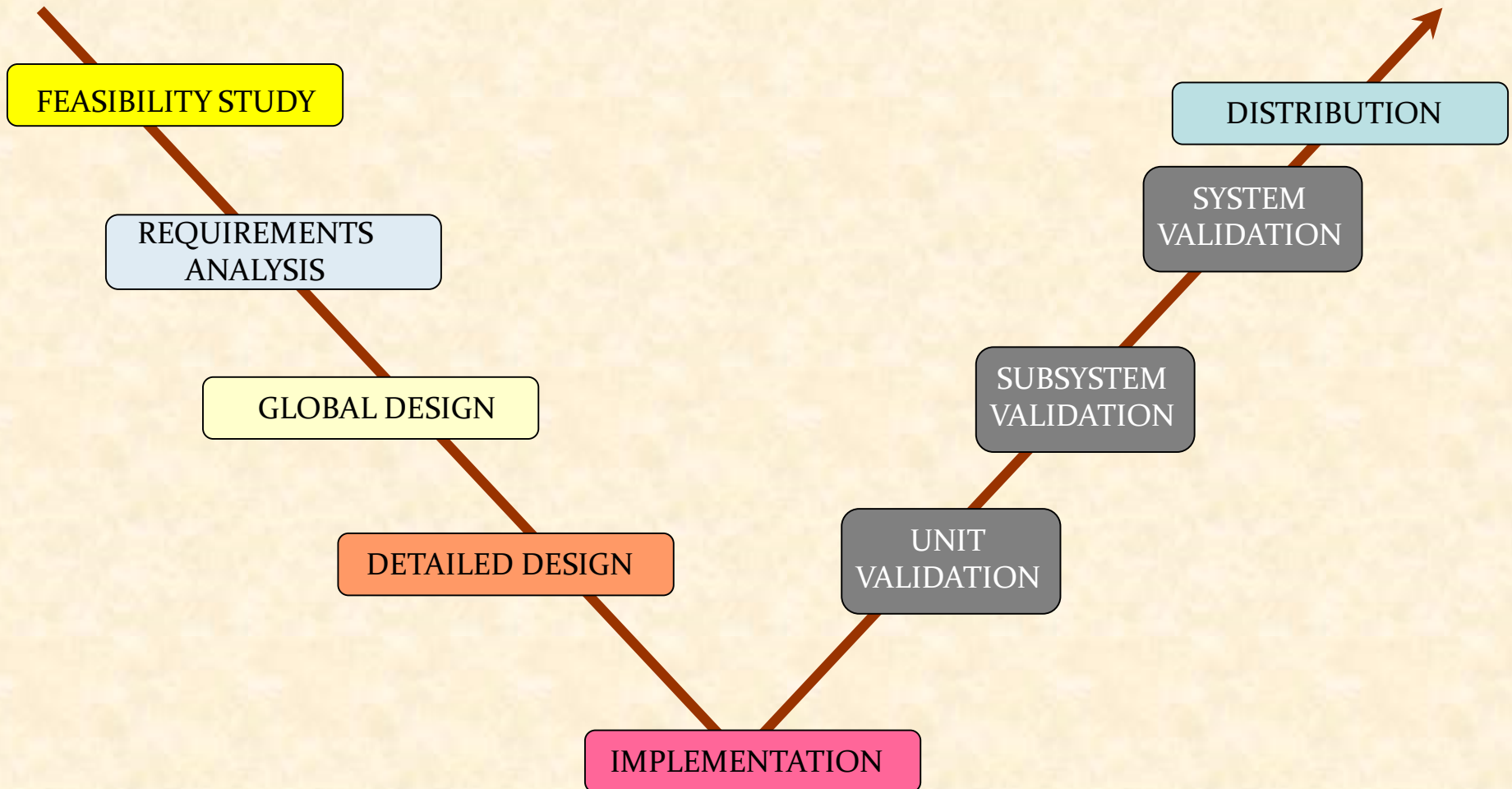


Royce, 1970 (original article actually presented the model to *criticize* it!)

Succession of steps, with possibility at each step to question and update the results of the preceding step



# A V-shaped variant



# Arguments for the waterfall

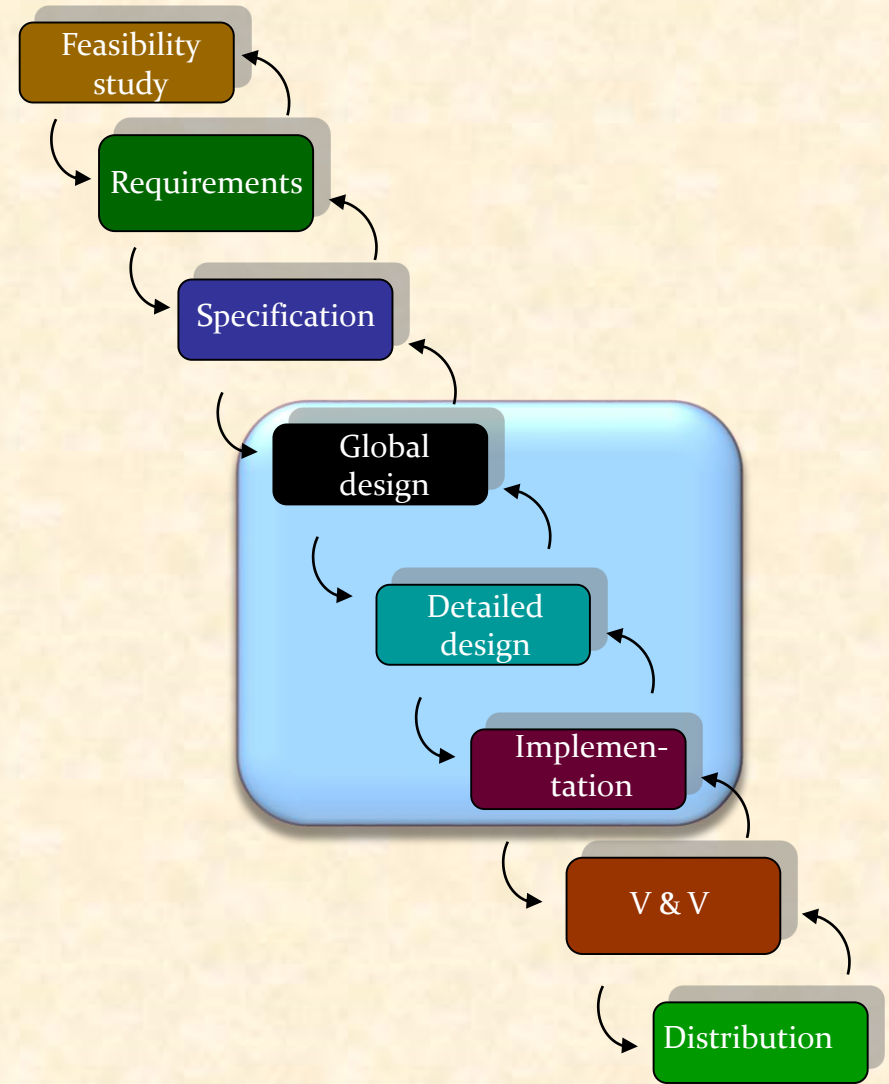
---



(After B.W. Boehm: *Software engineering economics*)

- **The activities are necessary**
  - (But: merging of middle activities)
- **The order is the right one.**

# Merging of middle activities





# Arguments for the waterfall

---

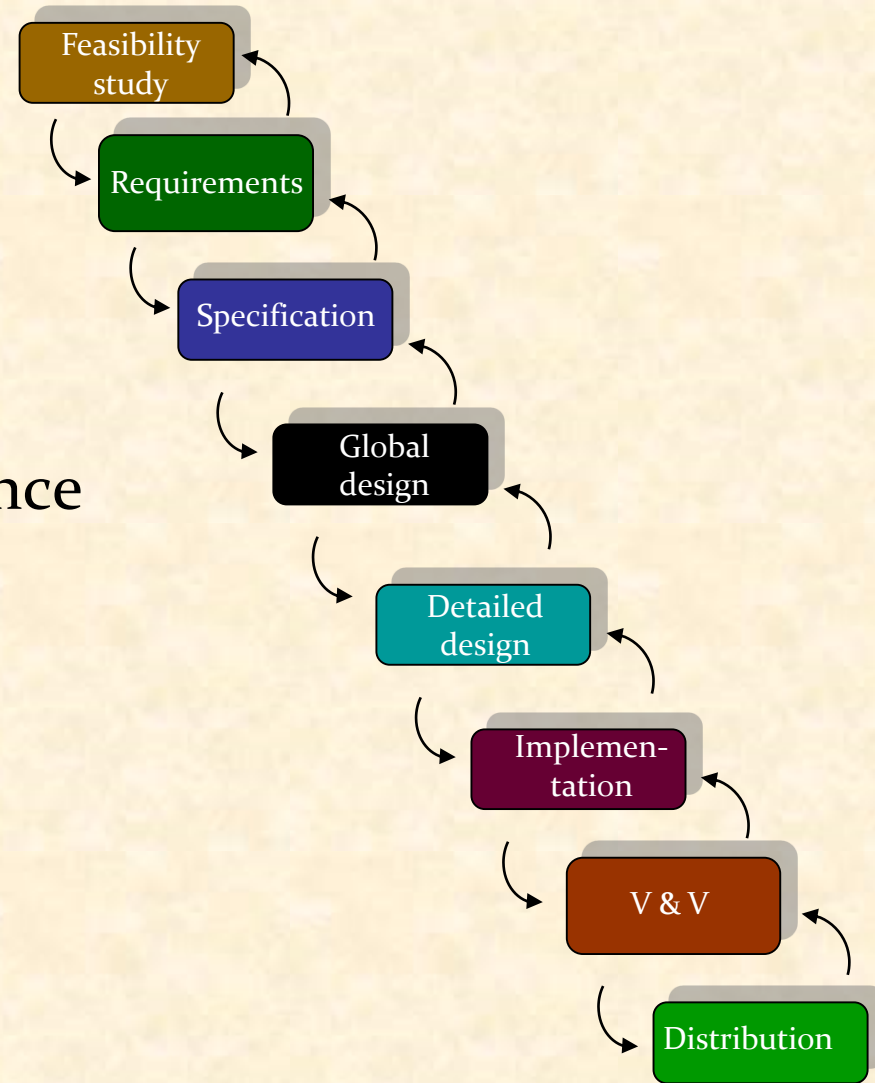


(After B.W. Boehm: *Software engineering economics*)


- The activities are necessary
  - (But: merging of middle activities)
- The order is the right one.

# Problems with the waterfall


- Late appearance of actual code
- Lack of support for requirements change — and more generally for extendibility and reusability
- Lack of support for the maintenance activity (70% of software costs?)
- Division of labor hampering Total Quality Management
- Impedance mismatches
- Highly synchronous model



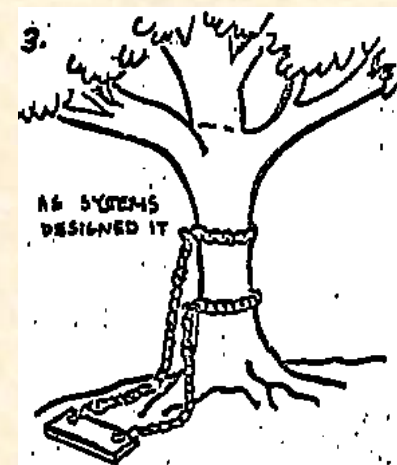
# Lifecycle: "impedance mismatches"



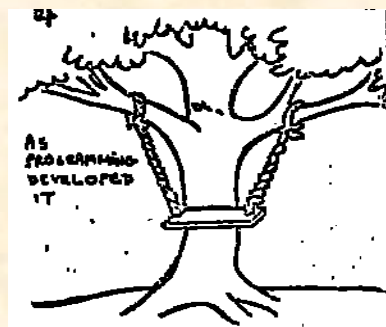
*As Management requested it*



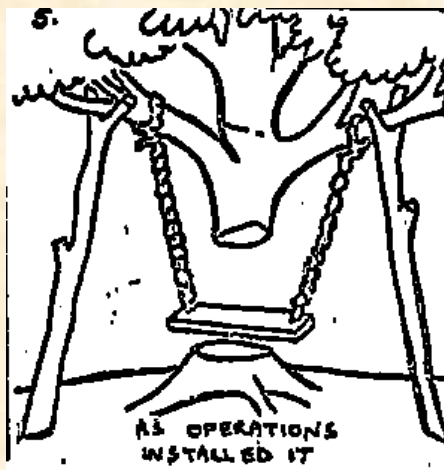
*As the Project Leader defined it*




*As Systems designed it*



*As Programming developed it*



*As Operations installed it*




*What the user wanted*  
(Pre-1970 cartoon; origin unknown)

# A modern variant



How the customer explained it



How the Project Leader understood it




How the Analyst designed it




How the Programmer wrote it




How the Business Consultant described it




How the project was documented



What operations installed



How the customer was billed



How it was supported

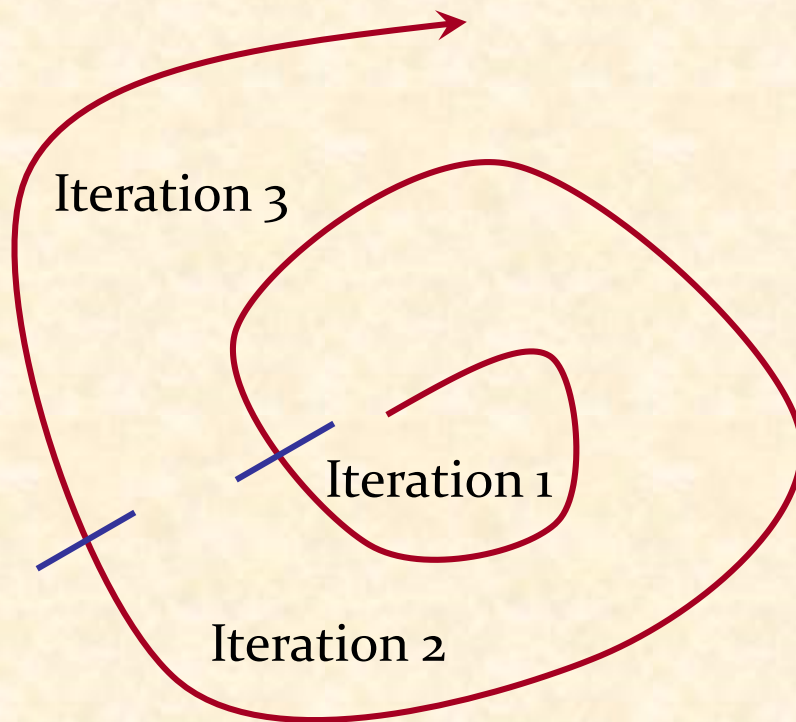


What the customer really needed

# The spiral model (Boehm)

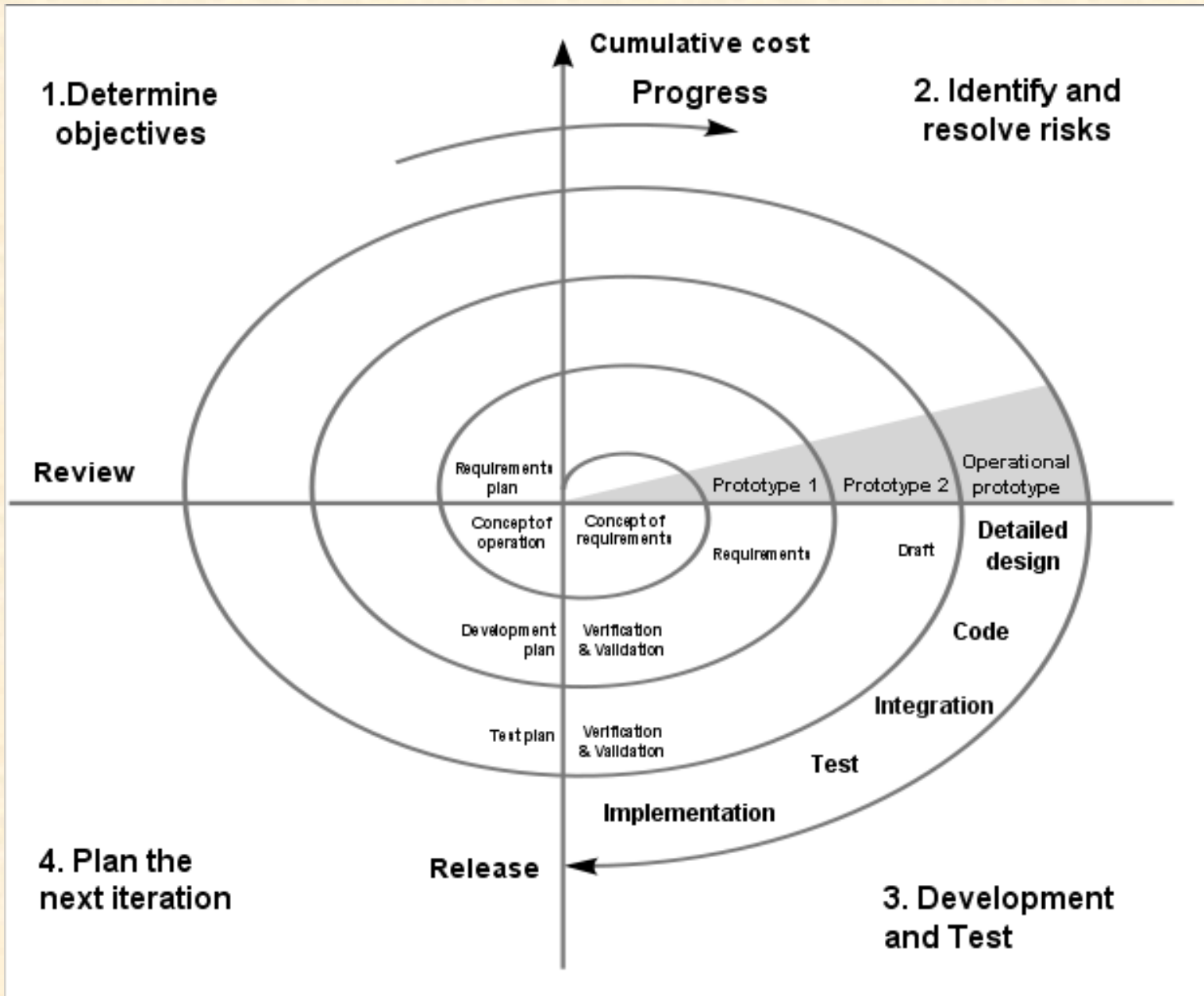


Apply a waterfall-like approach to successive prototypes





# The Spiral model




# “Prototyping” in software



The term is used in one of the following meanings:

- 1. Experimentation:
  - Requirements capture
  - Try specific techniques: GUI, implementation (“buying information”)
- 2. Pilot project
- 3. Incremental development
- 4. Throw-away development  
(Fred Brooks, *The Mythical Man-Month*, 1975  
“Plan to throw one away, you will anyhow”).





# The problem with throw-away development

---



Software development is hard because of the need to reconcile conflicting criteria, e.g. portability and efficiency

A prototype typically sacrifices some of these criteria

Risk of shipping the prototype

In the 20<sup>th</sup>-anniversary edition of his book (1995), Brooks admitted that “plan to throw one away” is bad advice



Iterative development

Short iterations (“sprints”), typically 1 month

Every iteration should produce a working system



Seamless development:

- Single set of notation, tools, concepts, principles throughout
- Continuous, incremental development
- Keep model, implementation and documentation consistent

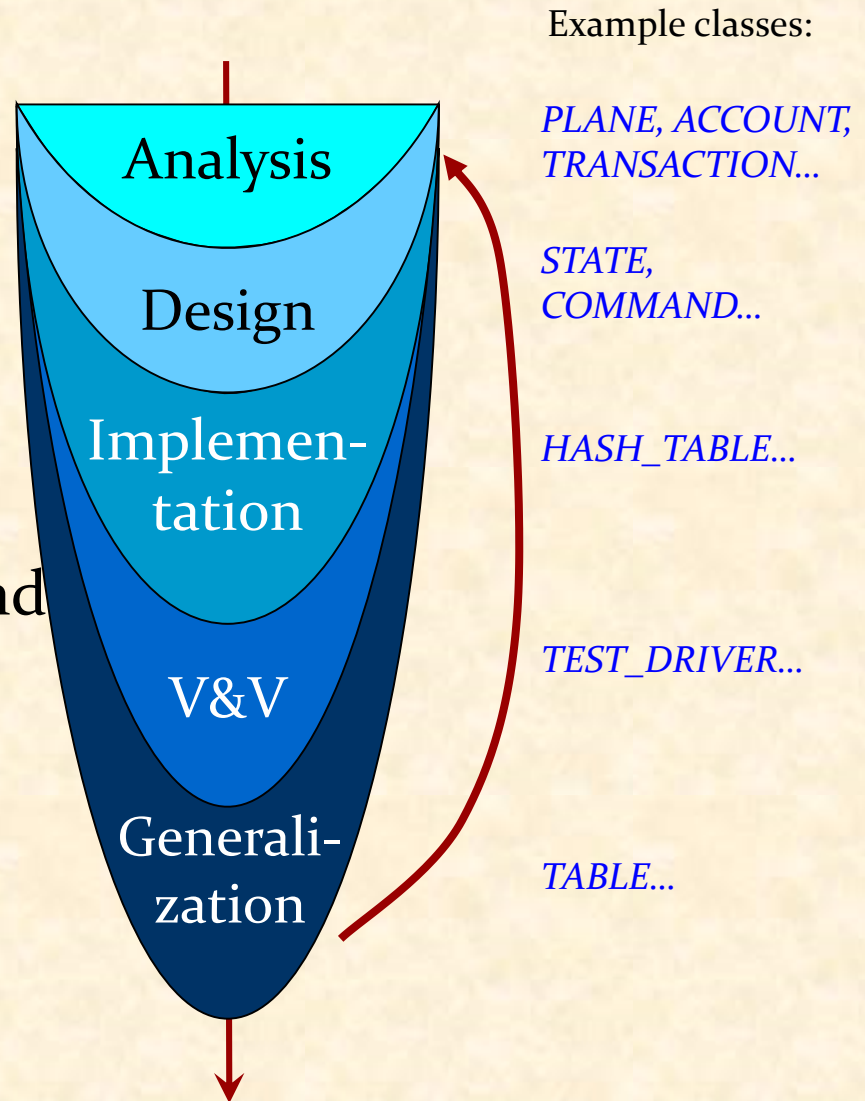
Reversibility: can go back and forth


These are in particular some of the ideas behind the Eiffel method

# Seamless development



- Single notation, tools, concepts, principles
- Continuous, incremental development
- Keep model, implementation and documentation consistent
- **Reversibility**: go back and forth

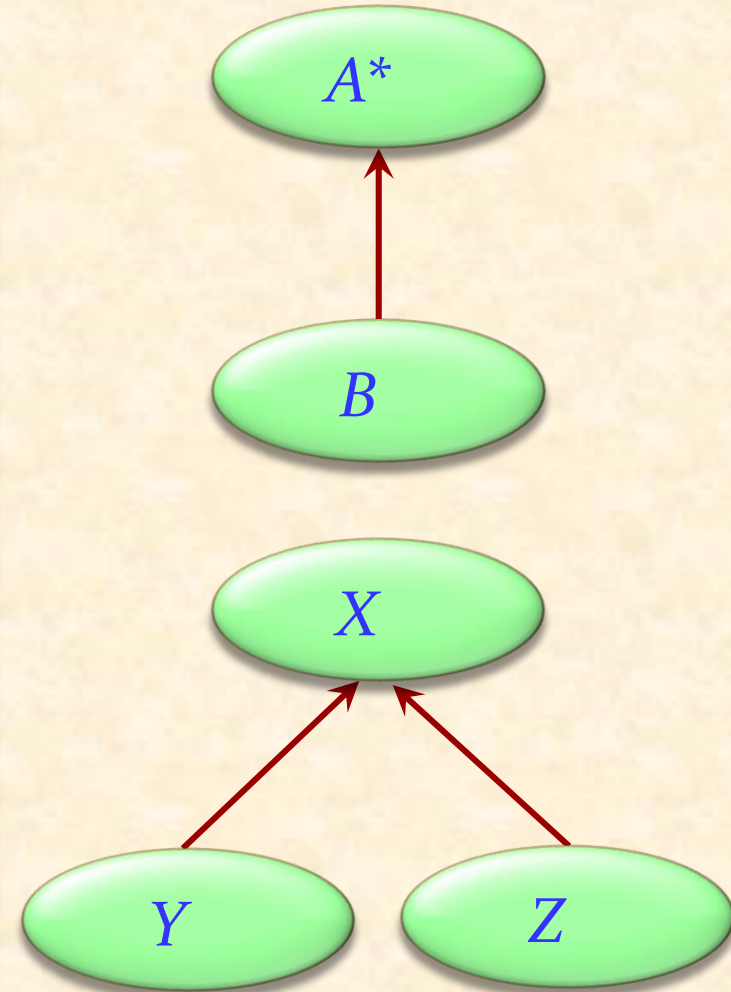




Prepare for reuse. For example:

- Remove built-in limits
- Remove dependencies on specifics of project
- Improve documentation, contracts...
- Abstract
- Extract commonalities and revamp inheritance hierarchy

Few companies have the guts to provide the budget for this



# Finishing a design



*It seems that the sole purpose of the work of engineers, designers, and calculators is to polish and smooth out, lighten this seam, balance that wing until it is no longer noticed, until it is no longer a wing attached to a fuselage, but a form fully unfolded, finally freed from the ore, a sort of mysteriously joined whole, and of the same quality as that of a poem. It seems that perfection is reached, not when there is nothing more to add, but when there is no longer anything to remove.*

(Antoine de Saint-Exupéry,  
*Terre des Hommes*, 1937)



# Finishing a design



*Il semble que tout l'effort industriel de l'homme, tous ses calculs, toutes ses nuits de veille sur les épures, n'aboutissent [...] qu'à la seule simplicité, comme s'il fallait l'expérience de plusieurs générations pour dégager peu à peu la courbe d'une colonne, d'une carène, ou d'un d'avion, jusqu'à leur rendre la pureté élémentaire de la courbe d'un sein ou d'une épaule. Il semble que le travail des ingénieurs, [...] des calculateurs du bureau d'études ne soit ainsi, en apparence, que de polir et d'effacer, d'alléger [...] Il semble que la perfection soit atteinte non quand il n'y a plus rien à ajouter, mais quand il n'y a plus rien à retrancher.*

(Antoine de Saint-Exupéry,  
*Terre des Hommes*, 1937)

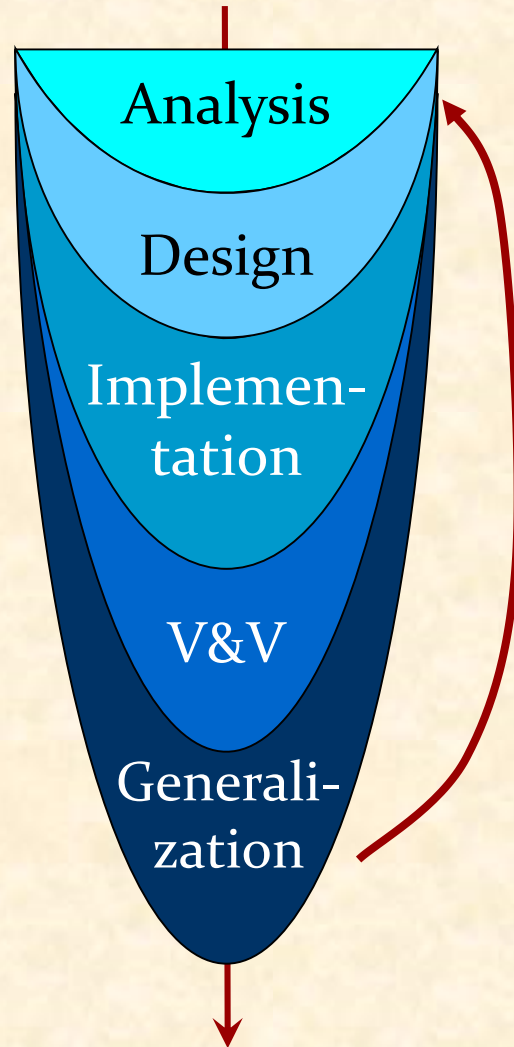


# Steve Jobs, 1998

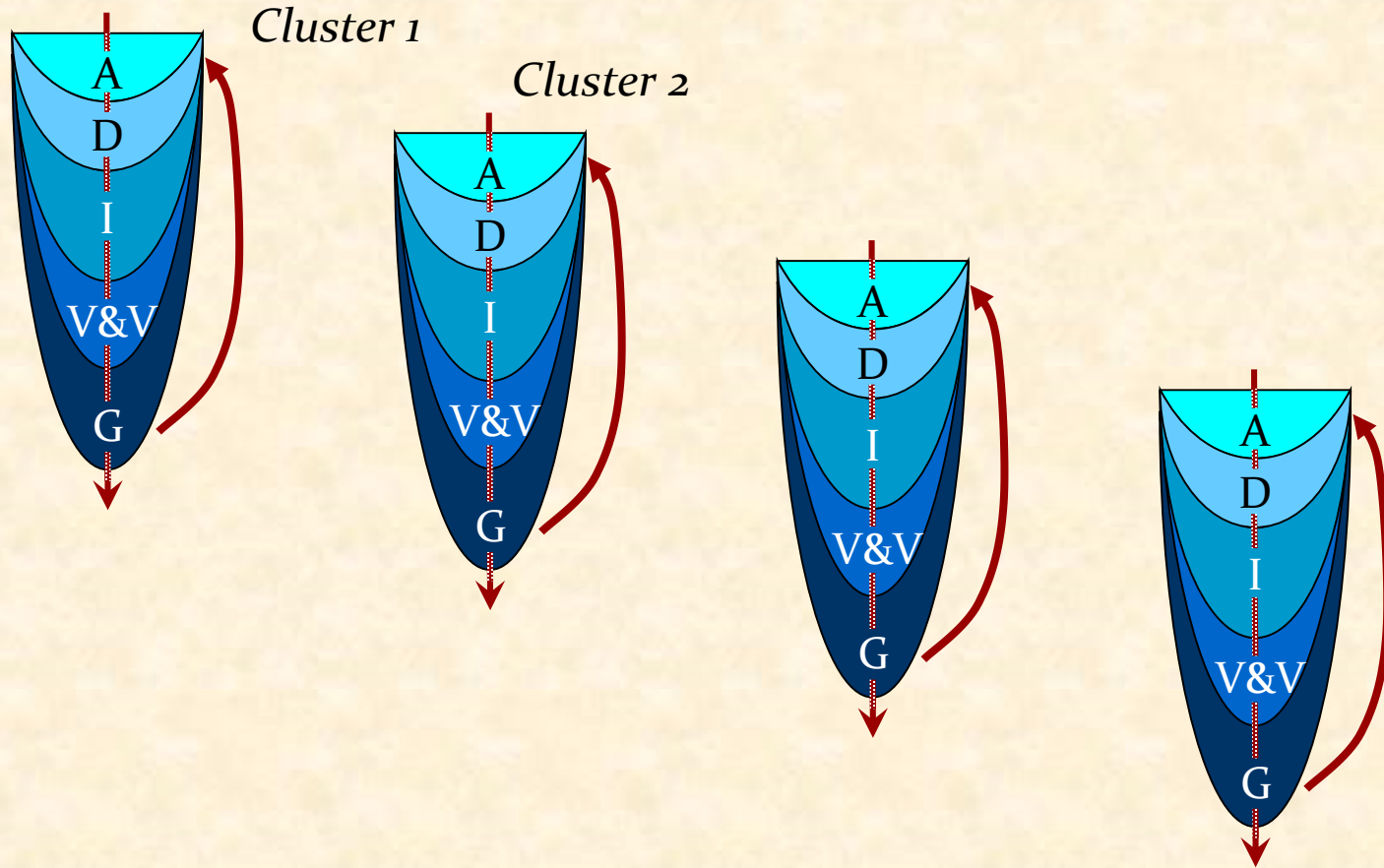


That's been one of my mantras -- focus and simplicity. Simple can be harder than complex: You have to work hard to get your thinking clean to make it simple. But it's worth it in the end because once you get there, you can move mountains.



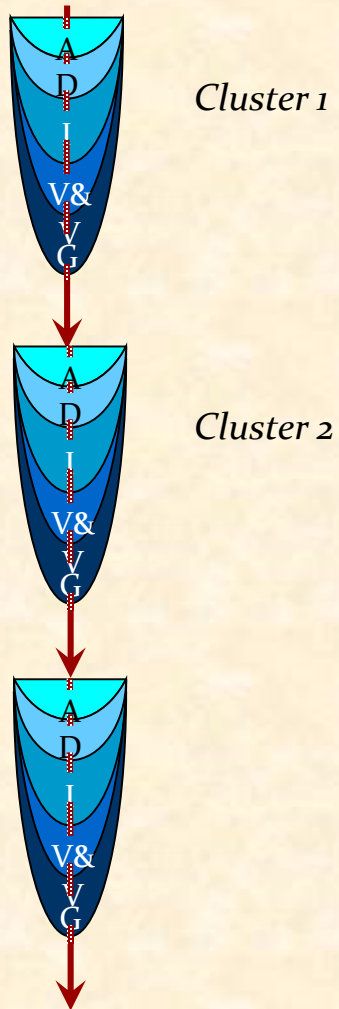


# The cluster model

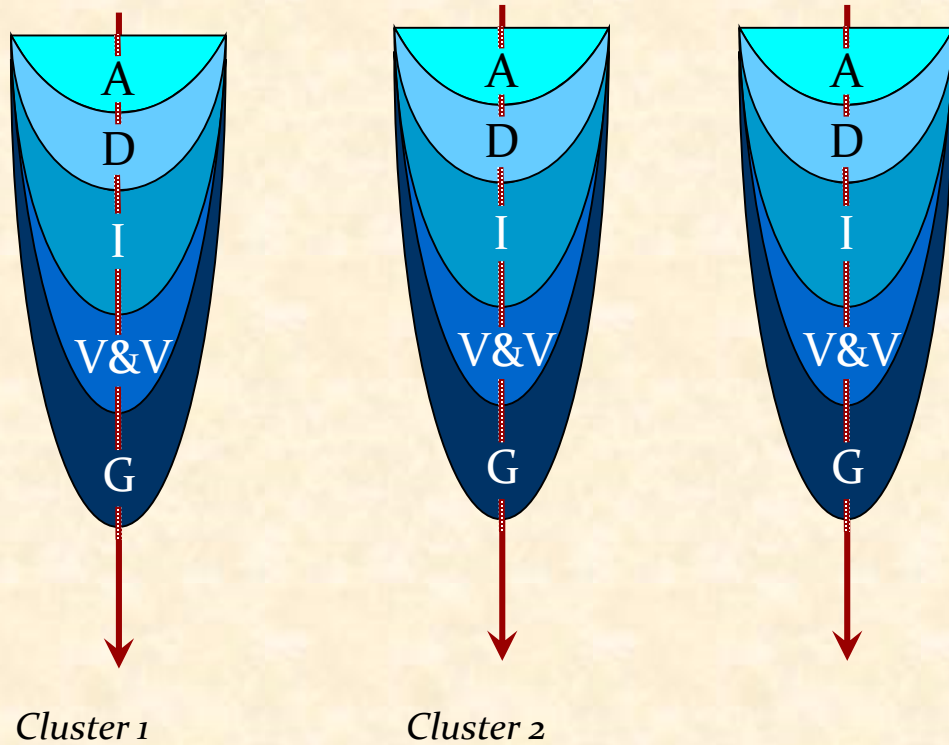




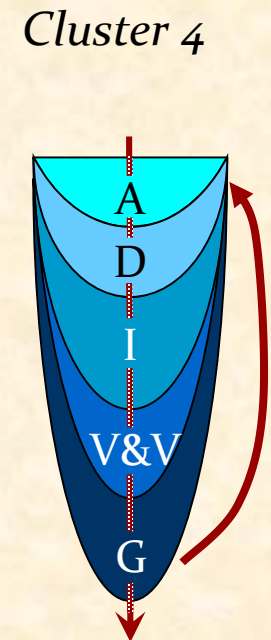
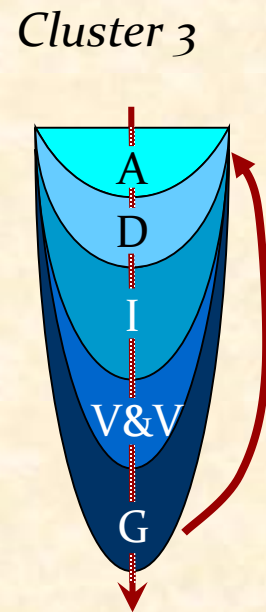
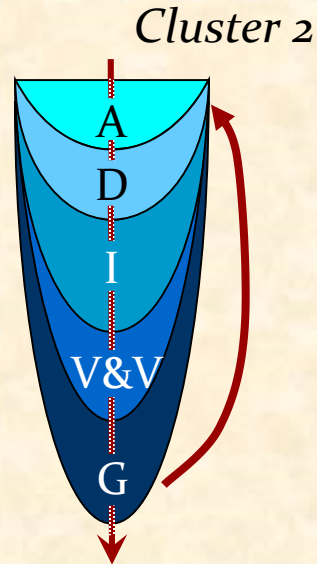
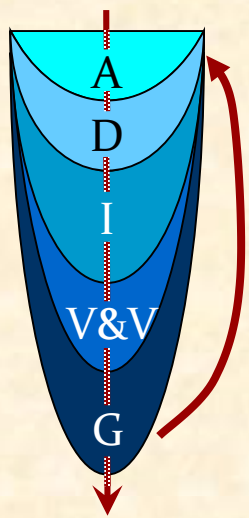
“Trickle”



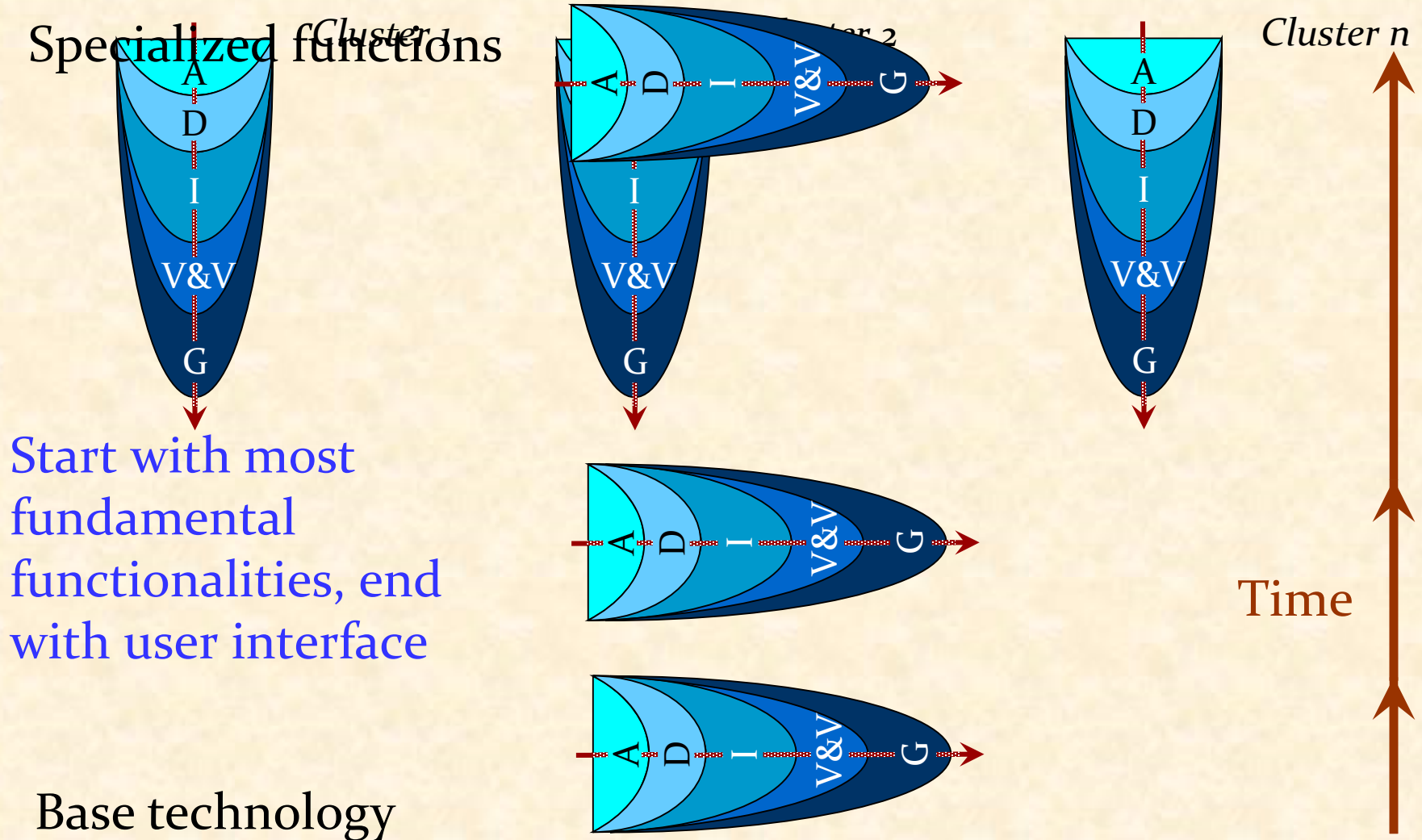
“Clusterfall”



# Dynamic rearrangement



# Bottom-up order of cluster development





## Diagram Tool

- System diagrams can be produced automatically from software text
- Works both ways: update diagrams or update text – other view immediately updated

No need for separate UML tool

Metrics Tool

Profiler Tool

Documentation generation tool

...



# Complementary approaches

---



Seamless development: “vertical”

Agile: horizontal

# Lifecycle models: summary

---



Software development involves fundamental tasks such as requirements, design, implementation, V&V, maintenance...

Lifecycle models determine how they will be ordered

The Waterfall is still the reference, but many variants are possible, e.g. Spiral, Cluster

Seamless development emphasizes the fundamental unity of the software process